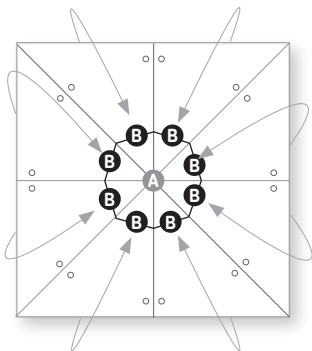


HENDRIK'

## THE ART OF FOLDING A HENDRIK' DESIGN VASE IN 5 STEPS

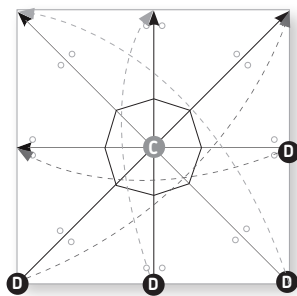
PLEASE VISIT [WWW.HENDRIK.NU](http://WWW.HENDRIK.NU) FOR THE INSTRUCTION VIDEO

### VASE TO TIE, SMALL

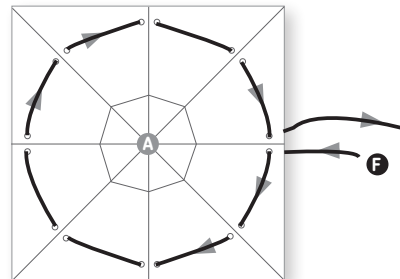
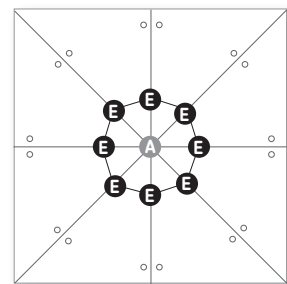


**1** PLEASE KEEP THE FOLDING SHEET FLAT ON THE TABLE AND PUT SIDE **A** UP (THIS IS THE INSIDE OF THE VASE). FOLD THE BOTTOM SIDES (**B**) 8X FROM THE OUTSIDE OF THE VASE, ON THE DOTTED LINES.

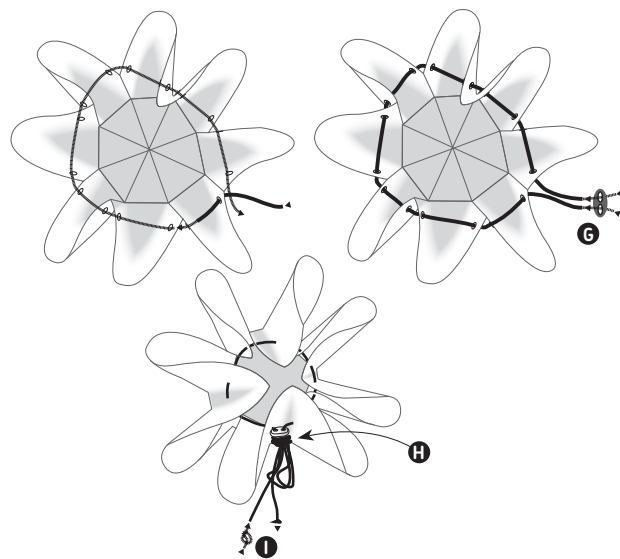
**2** TURN THE SHEET OVER (SIDE **C** UP, THE OUTSIDE OF THE VASE). MAKE FOLDS (**B**) ON THE HORIZONTAL LINE (1X), VERTICAL LINE (1X) AND DIAGONAL LINES (2X) (PLEASE FOLD THE FOLDING SHEET INWARDS HERE).



**3** TURN THE SHEET OVER (SIDE **A** UP) AND PRESS DOWN THE INTERSECTIONS AT THE BOTTOM SIDES (**E**), AT 8 PLACES, SO THAT THE VASE FORMS ITSELF.



**4** TAKE THE CORD. PUT THE CORD THROUGH THE HOLES OF THE VASE. START ON THE OUTSIDE OF THE VASE (**F**). WHEN YOU HAVE GONE COMPLETELY ROUND, LACE THE CORD CLOSURE AT BOTH ENDS OF THE CORD AND PULL ON THE CORD CLOSURE (**G**). THE TIGHTER YOU PULL THE CORD CLOSURE, THE SMALLER THE VASE WILL BE. WHEN THE VASE IS THE DESIRED SHAPE, PLACE AN EXTRA KNOT IN THE CORD (SO BEHIND THE CORD CLOSURE (**H**)).



**5** LACE A CORD CAP ON BOTH ENDS OF THE CORD (**I**). PLACE A BUTTON AT THE END OF THE CORD (OR AT THE HEIGHT WHERE YOU WANT TO CUT THE CORD) AND CUT THE OTHER PIECE OFF CLOSELY (**J**).

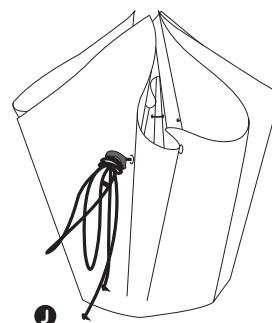
MODEL THE VASE ON THE BOTTOM EDGES AND ON THE UPPER SIDE (THE SPACES AROUND THE CORD). FINALLY CHECK WHETHER THE CORD IS FIXED PROPERLY BEFORE YOU FILL THE VASE WITH WATER.

#### TIPS

- AT ALL STEPS PLEASE READ THE INSTRUCTIONS CAREFULLY BEFORE YOU START TO FOLD. PLEASE ALSO WATCH THE INSTRUCTION VIDEO ON [WWW.HENDRIK.NU](http://WWW.HENDRIK.NU)
- MAKE SHARP FOLDS WITH YOUR FINGERS. DO NOT FOLD WITH HARD OBJECTS. THE VASE MAY LEAK FROM THIS.
- FOLD THE VASE ON A FLAT TABLE.

THE MATERIAL FOR THIS VASE IS COMPLETELY RECYCLABLE. IT DOES NOT BELONG IN THE PAPER WASTE, BUT IN THE PLASTIC CONTAINER.

©HENDRIK.NU



#### CONTENTS OF PACKAGING

- 1 FOLDING VASE
- 1 CORD (80CM)
- 1 CORD CLOSURE
- 1 FOLDING INSTRUCTION